

#10643

1,646m² Residential Plot Mountain Views Pareklissia Limassol

 Pareklissia Village, Limassol


€320,000 +VAT





Overview

Specifications

Area			
 1646 m ²			
Type	Field	Title deed	Yes

Description

Discover this exceptional residential plot in Pareklissia, Limassol, located in a peaceful and well-developed neighborhood less than 5 minutes drive to some of the best beaches in Limassol.

Offering convenience, stunning views, and a authentic local lifestyle, this property is an excellent opportunity to build your dream home or make a smart investment in one of Limassol’s most desirable areas.

? FEATURES

- Over 1,000m² of green area directly in front of the plot, ensuring open views and a natural setting
- West facing mountain views and beautiful sunsets
- Residential plot with road and pavement access already in place
- Water and electricity available for immediate connection
- West-facing orientation with beautiful mountain views
- Generous plot size offering ample space for a private villa with garden and pool
- Building density: 30% | Coverage: 20% | Maximum 2 levels | Height: up to 8.3m

?LOCATION HIGHLIGHTS

- Only 5 minutes’ drive to the highway and Limassol’s beautiful beaches
- Situated in a quiet residential area surrounded by attractive family homes
- Just 2 minutes from Pareklissia village centre, where you’ll find supermarkets, cafes, shops, and a lively atmosphere.
- The village is well-known for its traditional tavernas, while Malindi Beach Restaurant, one of Limassol’s most popular dining and beach spots, is the closest beach destination

? WHY PAREKLISSIA

Pareklissia offers the perfect balance of tranquil village living and easy access to Limassol city. The area is popular with families and professionals seeking a quiet residential setting close to schools, amenities, and the beach. With its charming village centre, well-known tavernas, and proximity to Malindi Beach, Pareklissia is one of Limassol’s most attractive residential locations.

Additional information

Features


- Easy access to highway


Next to green area
- Easy access to main roads


Quiet area
- Mountain view


Distances

- Amenities

 1 km
- Airport

 45 km
- Sea

 3 km
- Schools

 1 km

Planning zones

Zone	Cover factor	Build factor	Max height	Max floors	Affected percentage
Res	20%	30%	8.3 m	2	-